


# Suave Scribendi

QUARTERLY NEWSLETTER OF THE SOUTH FLORIDA CALLIGRAPHY GUILD

AND SADLY  
REFLECTING  
THAT A LOVER  
FORSAKEN  
A NEW LOVE  
MAY GET

BUT A NECK  
WHEN ONCE  
BROKEN  
CAN NEVER  
BE SET





@sfla\_calligraphy  
[www.southfloridacalligraphyguild.org](http://www.southfloridacalligraphyguild.org)

# MESSAGE *from the* PRESIDENT

---

JENNILYN NEVINS

I hope that 2019 is off to a great start for you all! I like to begin each year by setting goals for myself, particularly around my creative pursuits. I find that focusing on a goal throughout the year motivates me to take my art further than if I jumped from project to project. I challenge each of you to identify a creative goal to pursue in 2019. Is it using a new medium in your art? Exploring a new calligraphic hand? Perhaps it's a personal challenge to sit down to your calligraphy practice a certain amount of times per week? Whatever creative goal you choose,



once you've committed to it, I would love to know how the guild can help support you in this endeavor!

Your new board is already hard at work with our own goal to provide our group with as many opportunities to connect around calligraphy as possible. If you have any ideas that you would like us to consider adding to our list, we would love to hear them. We are

excited bring some fabulous artists in 2019 to share their own special technique and passion for calligraphy. We hope you join us and learn something new!

Sincerely,

*Jennilyn Nevins*

# CONTENTS



UPCOMING QUARTERLY MEETING 3



THE ARTIST BEHIND THE COVER 4



6 THE HANDWRITTEN NOTE



8 NOTEWORTHY INSTAGRAMERS

# April 2019

## UPCOMING QUARTERLY MEETING

Saturday, April 13, 2019  
10:00 A.M. to 12:30 P.M.  
Aventura Branch Library  
2930 Aventura Blvd.  
Aventura FL 33180

## Agenda

- 10:00 Sign-In & placement  
Introduction of New Members
- 10:30 Message from the President
- 11:00 Workshops and Committees
- 11:30 Mini Workshop with Lynn Zakevich
- 12:15 Door Raffle & Closing
- 12:30 Join us for lunch after the meeting

---

## 2019 Board of Directors

### PRESIDENT

Jennilyn Nevins

### VICE PRESIDENT

Susan Clark

### SECRETARY

Lynn Zakevich

### TREASURER

Broncha Klainbaum

### MEMBER-AT-LARGE

Monica Marquez



# THE *artist* BEHIND THE COVER

Jerry Tresser began learning the lettering arts in the mid 70s and had the wonderful opportunity to study with Hermann Zapf ( master class) at Rochester University, Emre Schwemmel a very fine typographer, and Sheila Waters an SSI craft member from England (1982). Through those classes he learned how to make a quill, ink, and decipher the historical script.

Jerry has had many opportunities to teach at several of the international calligraphy conventions, national workshops through calligraphic guilds, and teaches locally. His interest and teaching have been in the preparation of Gesso and the application of Gold developed in the 14th century exclusively for

manuscript illumination and on broad edge pen and the historical scripts.

Well known in the calligraphy world, he has had a variety of calligraphic gilded pieces in publication. Including, the SpeedBall Text Book (Neuland alphabet), The Calligrapher's Engagement Calendar, International Calligraphy Today, and was offered a one man show at the World Trade Center in New Orleans.

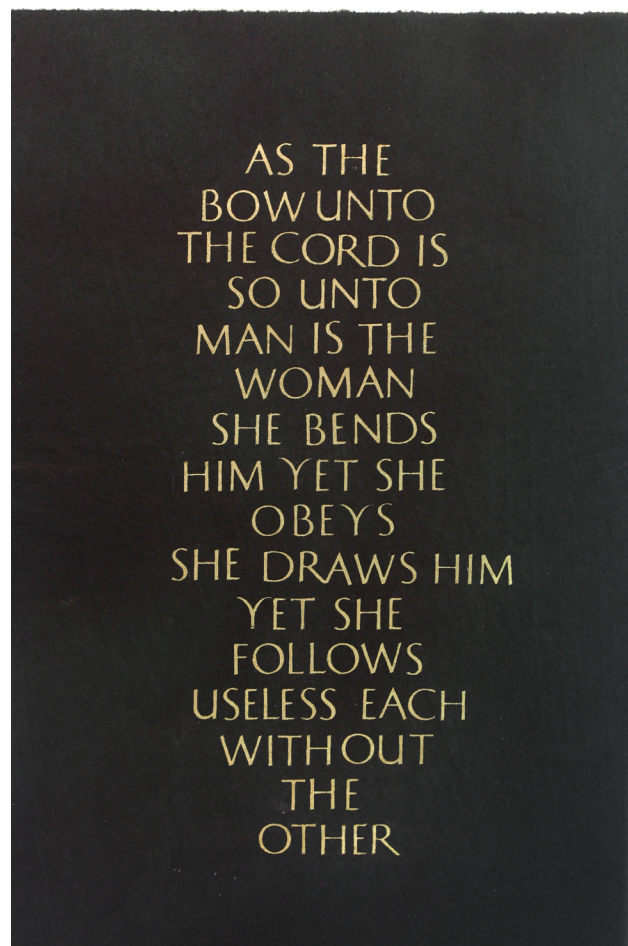

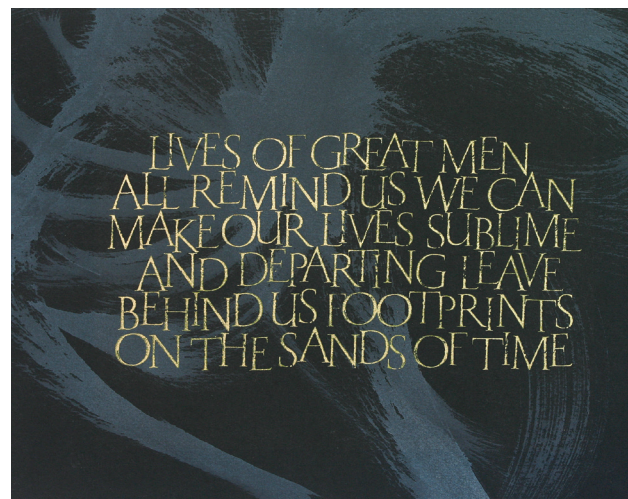


He is author of the Technique of Raised Gilding, 1992, Michelle Jordan Publication, presently out of print but available on CD; and has written at least a dozen articles. One of those was recently published in "Bound & Lettered" and two articles published through the Society of

Gilders, all relating to Gesso and the methods employed for application to get the shine that can only be obtained from the unique formula which has adorned the manuscripts for several hundred years.

Jerry has been a member of the South Florida Calligraphy Guild for 25 years and has previously served as the President and Workshop Chairman of the Guild.


You can see Jerry's work on the following websites: [www.jtresser.com/b-d.html](http://www.jtresser.com/b-d.html) (article with photos) and <http://toscanaamericana.com/jtresserraisedgilding.html>





# The Handwritten Note

REVIVING THE ART OF HANDWRITING





**W**ith all the various ways to communicate nowadays, it is quite a novelty to receive a handwritten note or letter. However, it is still a delightful way to communicate. It can add a personal touch by letting someone know how you feel or that you care. With our busy lives these days, it can take a little more thought on our part to send a personal greeting.

So here are some tips and fun ways to jazz up your next handwritten note:

**Create your own personalized Stationery.** Find some quality paper that you can personalize yourself. You can either have a company or local print shop personalize it for you, or you can run it through your own printer to create your own unique stationery.

**Class it up with Vintage Stamps.** Vintage is all the rage these days, and vintage stamps are popping up all over the writing scene. You can check EBAY, Etsy or check out local estate sales to find some great deals on Vintage Stamps.

**Seal it with Wax.** This is a really simple way to take your note to the next level. There are many online options where you can buy an already created design stamp or you can create your own custom wax seal. Tailor it by using multiple color waxes to create a custom color and/or use string for an added look.

**Make your own Cards or Envelopes.** Use watercolor or any other paint to create a custom design on a card. You can buy or make your own watercolor cards and decorate them yourself, giving your receiver the ultimate unique card.



# Noteworthy INSTAGRAMers



Suzanne  
Cunningham  
*@suzcunningham*



Hoang  
*@huyhoangdao*

Connie Chen  
*@connie.chen*



Amity Parks  
*@amityparks*



John DeCollibus  
*@johndecollibus*






South Florida Calligraphy Guild

Post Office Box 430703

South Miami, Florida 33243



artwork by Jerry Tresser

CREATIVITY TAKES COURAGE.

HENRI MATISSE